

MaxMotion

PERFORMANCE DATA SHEET

Meets or exceeds MEPS, as described by the US DOE in docket 10CFR431 and NRCAN's Amendment 14

Catalogue #: **MPSP-152RB**

HP	kW	Voltage	S.F. @ 60Hz	Efficiency	Power Factor	Frame	Design	L.R. Amps
1,5	1,12	575	1,15	84,0%	0,800	56C	B	15

60 Hz								
FLA							Code	F.L. RPM
208	230	416	460	480	575	600		
/	/	/	/	/	1,68	/	K	3470

50 Hz								
FLA			S.F. @ 50Hz	Efficiency	Power Factor	Code	F.L. RPM	
190	380	415						
/	/	/	/	/	/	/	/	

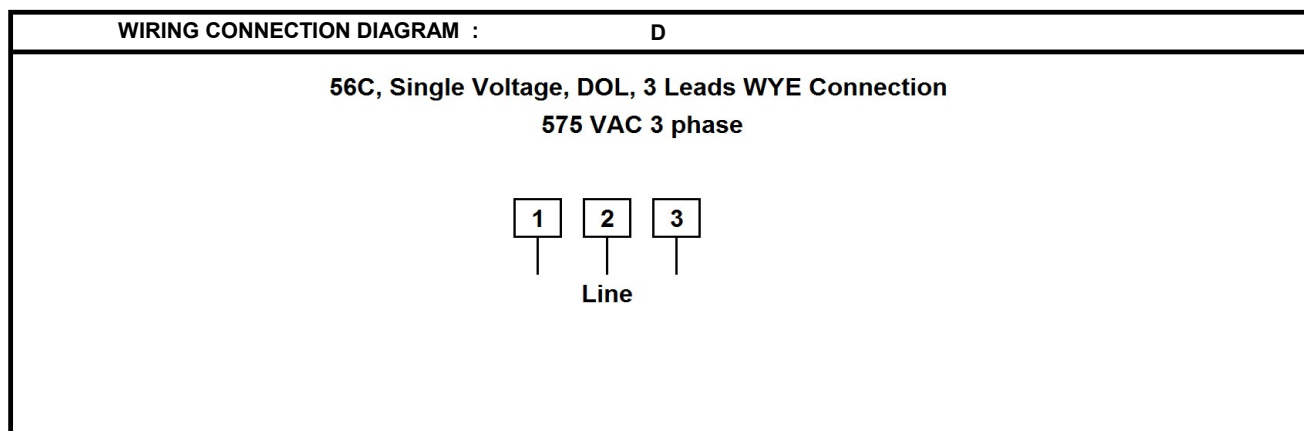
Wgt. Lbs	PH	Duty	Insul. Class	Amb.	Elevation	Temp. Rise° C
28	3	Cont.	F	40°C	1000M (3300 Ft)	60

% Efficiency		% Power Factor		Torque		Winding Resist. Ω	Safe Cold Start (Secs)
Full Load:	84,0%	Full Load:	0,80	Full Load Ft/Lbs	2,3		
3/4 Load:	78,9%	3/4 Load:	0,73	Locked Rotor %	210	/	12
1/2 Load:	64,7%	1/2 Load:	0,64	Break Down %	310	/	12

Rotor Inertia Wk2 Lb-Ft2	Max Load Inertia Wk2 Lb-Ft2	Shaft Material	Frame Material	DE Bracket Type	ODE Bracket Type	Enclosure	NEMA Rating	Lead Wire Size
/	/	304SS	Stainless Steel			TEFC	IP69K	16AWG

Ball Bearings		Grease	Mount Type	Orientation	Paint	Sound Pressure @ 3FT	Sound Power
DE	ODE						
6205	6205	Sealed Bearings	Footless	Horizontal	-	/	/

Inverter Duty. Motor meets MG1 parts 31.4.4.2	Constant Torque Range	Variable Torque Range	Constant HP RPM
	10:1	20:1	5400



Date: 2024-01-26
 Customer: _____
 Contact: _____
 Submittee: J.C. Lavallée

Catalogue #: **MPSP-152RB**

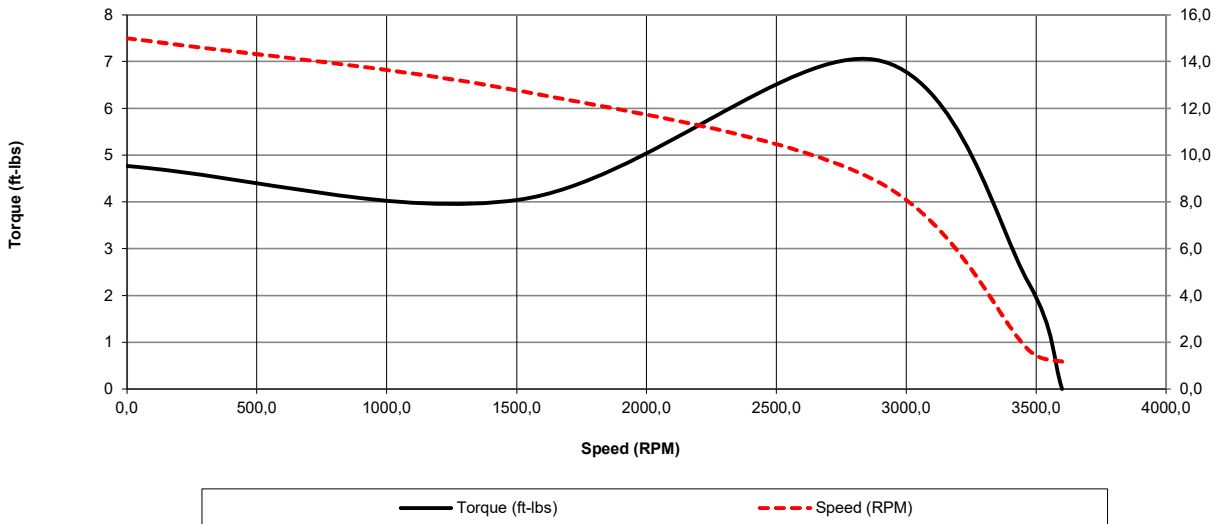
Meets or exceeds MEPS, as described by the US DOE in docket 10CFR431 and NRCan's Amendment 14

HP	VAC	RPM	Enclosure	Frame	Frequency	Design	Poles	LR Code Letter	Insulation Class	Temp. Rise °C
1,5	575	3470	TEFC	56C	60	B	2	K	F	60

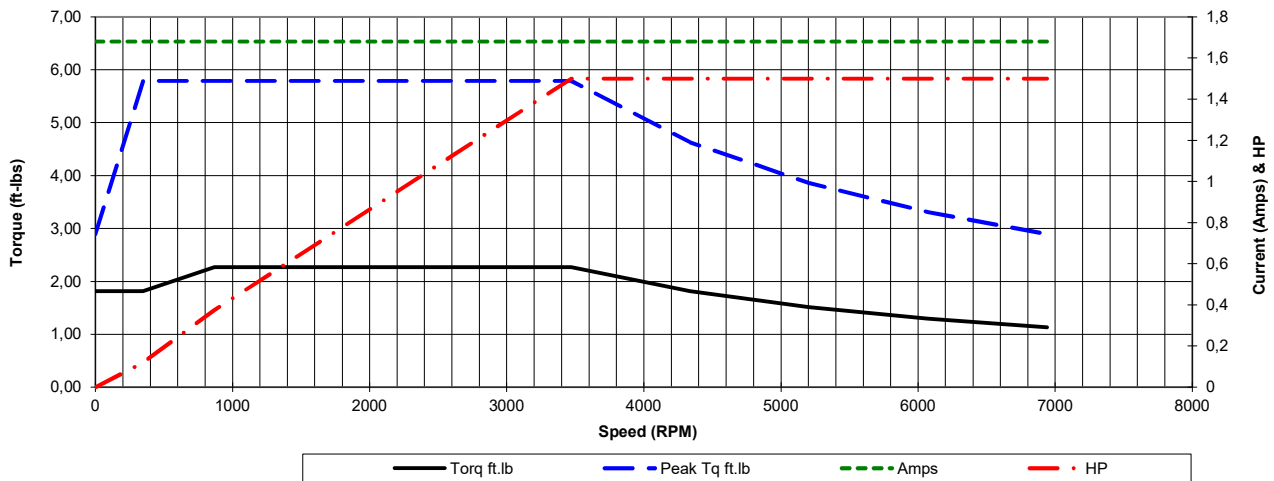
	0Hz	6Hz	15Hz	30Hz	45Hz	60Hz	75Hz	90Hz	105Hz	120Hz
Amps	1,68	1,68	1,68	1,68	1,68	1,68	1,68	1,68	1,68	1,68
RPM	0	347	867,5	1735	2602,5	3470	4337,5	5205	6072,5	6940
Torq ft.lb	1,82	1,82	2,27	2,27	2,27	2,27	1,82	1,51	1,30	1,14
Peak Tq ft.lb	2,89	5,79	5,79	5,79	5,79	5,79	4,63	3,86	3,31	2,89
HP	0	0,1	0,4	0,8	1,1	1,5	1,5	1,5	1,5	1,5

	Locked Rotor	Pull-Up	Breakdown	Rated Load	Idle	Duty	S. F.	Ambient	Elevation	dBa @ 1M
Speed (RPM)	0,0	1512	2880	3470	3600	Continuous	1,15	40°C	3,300 ft	/
Current (Amps)	15,0	12,8	8,9	1,7	1,2	VFD Rating: Meets MG1 parts 31.4.4.2				
Torque (ft-lbs)	4,8	4,1	7,0	2,3	0,0	CT :	10:1	VT :	20:1	

Motor Speed Data



Motor Torque Capability vs RPM



Date: 2024-01-26
 Customer: _____
 Contact: _____
 Submittee: J.C. Lavallée

Catalogue #: **MPSP-152RB**

Meets or exceeds MEPS, as described by the US DOE in docket 10CFR431 and NRCan's Amendment 14

HP	VAC	RPM	Enclosure	Frame	Frequency	Design	Poles	LR Code Letter	Insulation Class	Temp. Rise °C
1,5	575	3470	TEFC	56C	60	B	2	K	F	60

Load %	0%	25%	50%	75%	100%	125%	150%
Amps	1,18	1,28	1,36	1,48	1,68	2,10	2,52
Torq ft/lbs	0	0,55	1,11	1,69	2,27	2,86	3,47
RPM	0	3567,5	3535	3502,5	3470	3437,5	3405
Eff	0	40,74	64,43	78,08	84,00	81,96	79,62
PF	0	54,0	64	73	80,0	81,6	84,0

	Locked Rotor	Pull-Up	Breakdown	Rated Load	Idle	Duty	S. F.	Ambient	Elevation	dBA @ 1M
Speed (RPM)	0	1512	2880	3470	3600	Continuous	1,15	40°C	3,300 ft	/
Current (Amps)	15	12,8	8,9	1,68	1,176	VFD Rating: Meets MG1 parts 31.4.4.2				
Torque (ft-lbs)	4,77	4,05	7,04	2,27	0,0	CT	10:1	VT	20:1	

